



# CRYOCARE™ CS



The Cryocare CS combines the latest technology and innovation to make today's Renal Cryo procedure simple, fast, safe and effective. Exclusive features of the Cryocare CS include an on-board training module, Integrated Laparoscopic Ultrasound designed specifically for the needs of Renal Cryo procedures.



Integrated Laparoscopic Ultrasound Probe

## DIFFICULT LOCATION NO LONGER MEANS DIFFICULT PROCEDURE



# CRYOABLATION OF THE KIDNEY

RENAL CRYOABLATION PROVIDES  
A VIABLE OPTION FOR TUMORS  
INVOLVING THE COLLECTING SYSTEM



201 Technology Drive, Irvine CA 92618  
(800) 418-4677

[www.endocare.com](http://www.endocare.com)



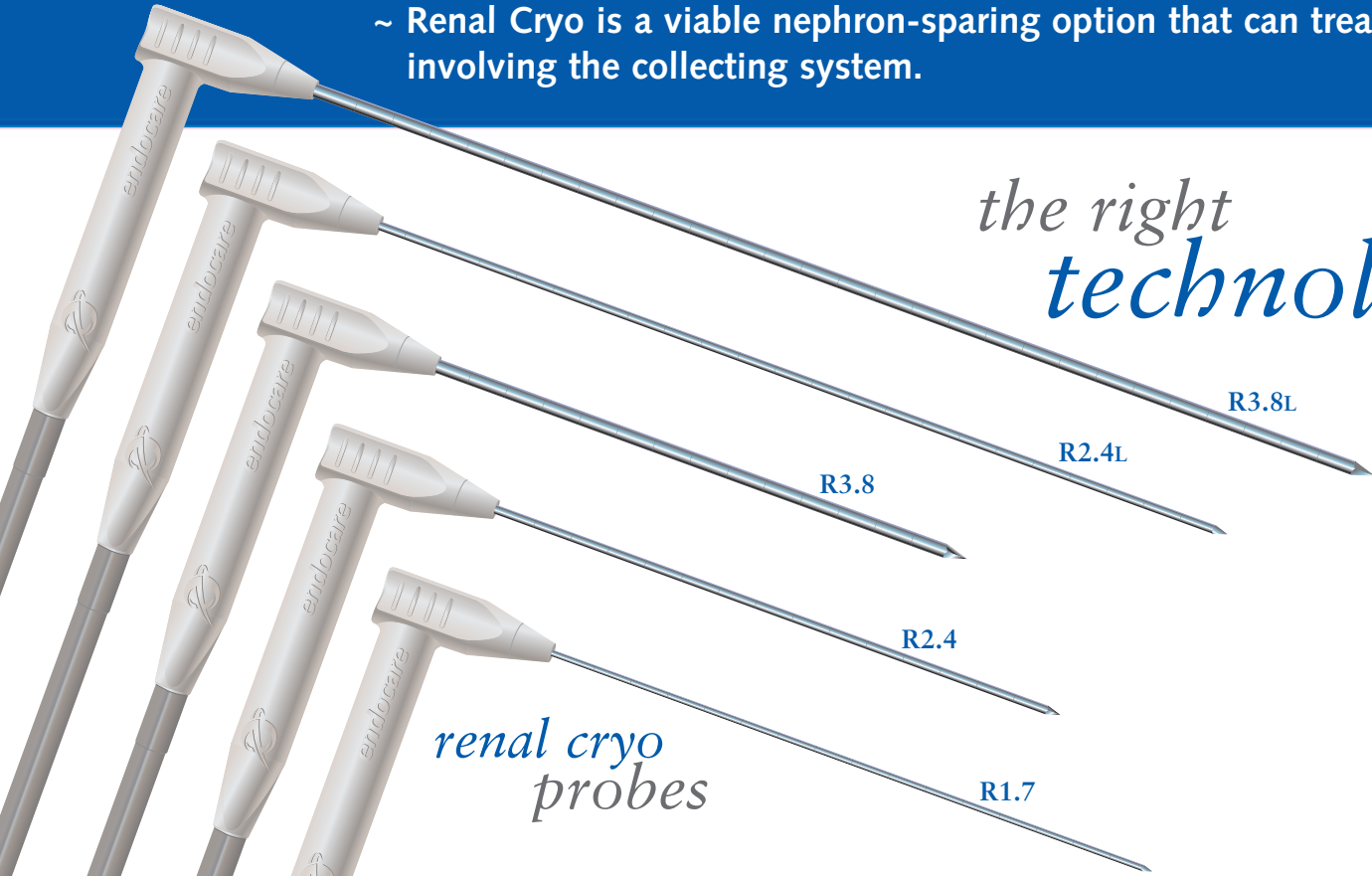
# what is renal cryo?

- ~ Renal cryoablation is a minimally invasive treatment for cancerous renal tumors while sparing as much healthy tissue as possible.
- ~ Renal Cryo is a viable nephron-sparing option that can treat tumors involving the collecting system.


# who can benefit from renal cryo?

- ~ Nephron Sparing Patients
- ~ Solo Kidney or Bi-lateral Disease
- ~ Incidental Tumors

## the right technology




### renal cryo probes




**R1.7 RENAL CRYOPROBE**  
DIAMETER: 1.7mm SHAFT LENGTH: 15cm

	DIAMETER (MM)	LENGTH (MM)
ICEBALL	33	54
-20 C ISOTHERM	21	42
-40 C ISOTHERM	14	35



**R2.4 & R2.4L RENAL CRYOPROBE**

	DIAMETER (MM)	LENGTH (MM)
R2.4: DIAMETER: 2.4mm SHAFT LENGTH: 15cm		
R2.4L: DIAMETER: 2.4mm SHAFT LENGTH: 23cm		
ICEBALL	37	56
-20 C ISOTHERM	24	44
-40 C ISOTHERM	16	36



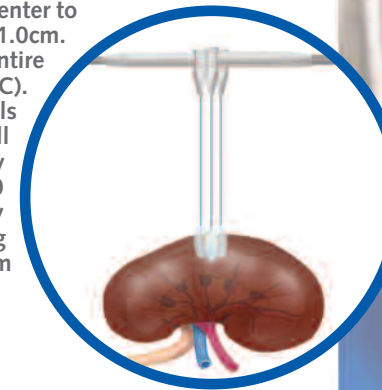
**R3.8 & R3.8L RENAL CRYOPROBE**

	DIAMETER (MM)	LENGTH (MM)
R3.8: DIAMETER: 3.8mm SHAFT LENGTH: 13cm		
R3.8L: DIAMETER: 3.8mm SHAFT LENGTH: 28cm		
ICEBALL	45	64
-20 C ISOTHERM	33	49
-40 C ISOTHERM	24	44

## renal cryo applications

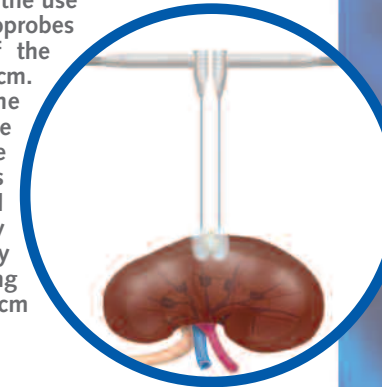
### RENAL TUMOR FREEZE USING THREE 1.7mm CRYOPROBES

This illustration demonstrates the use of three 1.7mm right angle cryoprobes positioned on both sides and center to the tumor and separated by <1.0cm. A freeze encapsulates the entire tumor with lethal ice (<-40°C). In this illustration the ice balls from the cryoprobes are still forming and will eventually coalesce (typically at 10 minutes). An extra safety margin is created by extending the ice a minimum of 1cm beyond the tumor.



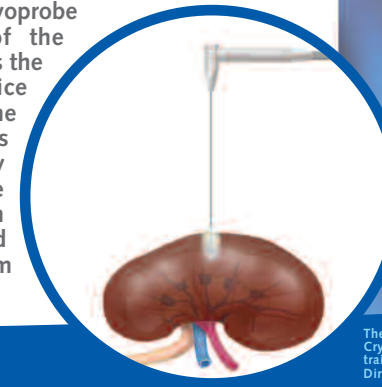
### RENAL TUMOR FREEZE USING TWO 2.4mm CRYOPROBES

This illustration demonstrates the use of two 2.4mm right angle cryoprobes positioned on both sides of the tumor and separated by <2.0cm. The freeze encapsulates the entire tumor with lethal ice (<-40°C). In this illustration the ice balls from the cryoprobes are still forming and will eventually coalesce (typically at 10 minutes). An extra safety margin is created by extending the ice a minimum of 1cm beyond the tumor.



### RENAL TUMOR FREEZE USING ONE 3.8mm CRYOPROBE

This illustration demonstrates the use of one 3.8mm right angle cryoprobe positioned at the center of the tumor. The freeze encapsulates the entire tumor with lethal ice (<-40°C). In this illustration the ice ball from the cryoprobe is still forming and will eventually reach its maximum size (typically at 10 minutes). An extra safety margin is created by extending the ice a minimum of 1cm beyond the tumor.



## the right probe the right outcomes

The suite of right-angled renal probes offers physicians the right probe for the right procedure: percutaneous, laparoscopic or open. Each probe features our unique patented right angle design for maximum ergonomic control and a vacuum insulated shaft for minimized frosting. Additionally, our R1.7 and R2.4 probes are designed with specialized shaft diameters and tips for Direct Access™ insertion. And all of the probes are scored in centimeter markings to help physicians gauge probe depth. And best of all the right-angled probes come in a variety of sizes and ice ball dimensions.

**The R1.7** is our smallest renal cryoprobe at 1.7mm in diameter by 15cm in length. The tip is tri-blade shaped for precision penetration. The teardrop shaped ice ball is 33mm in diameter by 54mm in length.

**The R2.4** renal cryoprobe is 2.4mm in diameter by 15cm in length. The tip is trocar shaped for Direct Access™ insertion. The teardrop shaped ice ball is 37mm in diameter by 56mm in length.

**The R2.4L** is 2.4 mm in diameter and 23cm in length. The probe is designed specifically to facilitate laparoscopic renal ablation. The tip is tri-blade shaped for precision penetration. The teardrop shaped ice ball closely mimics the R2.4 isotherm.

**The R3.8** is our largest renal cryoprobe at 3.8mm in diameter by 13cm in length. The tip is trocar shaped. The ice ball is oval shaped and measures 45mm in diameter by 64mm in length.

**The R3.8L** is 3.8mm in diameter and 28cm in length. The probe is designed specifically to facilitate laparoscopic renal ablation. The tip is trocar shaped. The oval shaped ice ball closely mimics the R3.8 isotherm.

DISCLAIMER: Actual isotherms may vary from above illustrations.

These illustrations reflect sample variations of Cryoablation techniques and are not intended for training or educational purposes. Consult the Directions for Use (DFU) for more information.